

GST-40 Tandem

Optimised dual force for heavy flaps and wide angle applications

Valve Technology

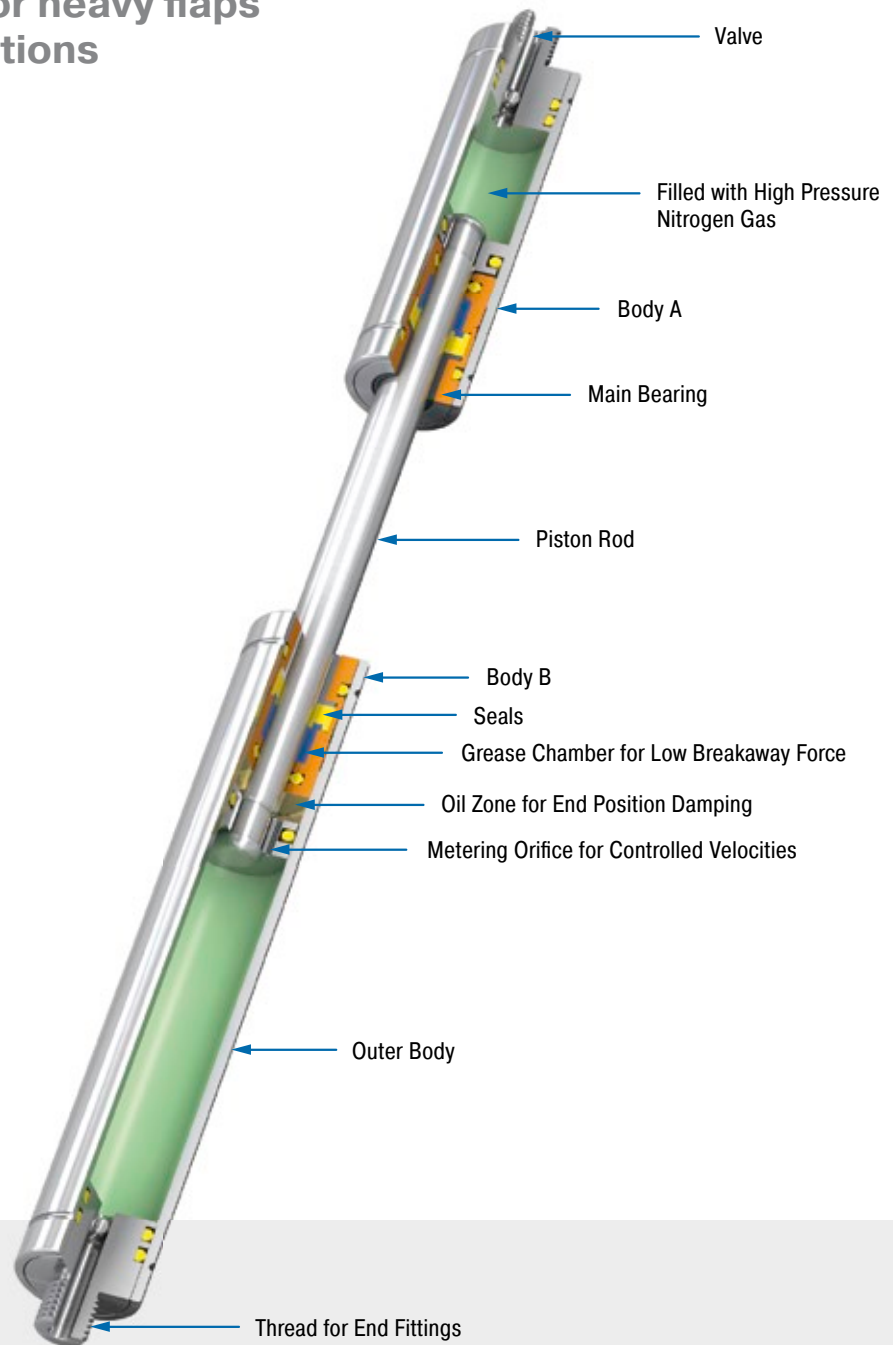
Force range 300 N to 5,000 N

Stroke 50 mm to 400 mm

Cover two differing force ranges: Tandem push type gas springs by ACE are maintenance-free and ready-to-install with two pressure tubes with different extension forces and progression curves. With this type of gas spring you cover the different force ranges between the start and end of an application. These force ranges are adjusted and complement each other, designed individually for the relevant application by the free of charge ACE calculation service, then are specifically manufactured adjusted precisely to the required dynamics of the application.

The customer specific systems, for which there are many fitting parts, are specifically suitable for heavy loads with large opening angle and can also be delivered in stainless steel versions.

Tandem push type gas springs from ACE are used in industrial applications such as in mechanical engineering, in the automobile, electronics and furniture industries, but also in medical technology as well as for service hatches.



Technical Data

Force range: 300 N to 5,000 N

Piston rod diameter: Ø 20 mm

Progression: According to calculation relating to your application.

Lifetime: Approx. 10,000 m

Operating temperature range: -20 °C to +80 °C

Material: Outer body, End fittings: Zinc plated steel; Piston rod: Steel with wear-resistant coating

Operating fluid: Nitrogen gas and oil

Mounting: In any position. Please adopt the mounting points determined by ACE.

End position damping length: Application-specific end position damping and extension speed.

Positive stop: External positive stop at the end of stroke provided by the customer.

Application field: Hoods, Shutters, Machine housing, Conveyor systems, Folding elements, Loading and lifting equipment

Note: These gas springs are tailored to the relevant application and are therefore not available ex stock.

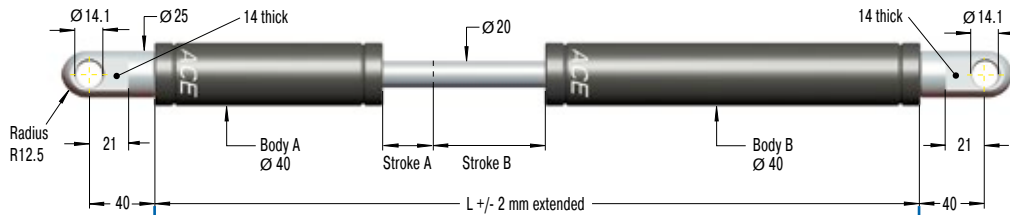
End fittings: They are interchangeable and if necessary must be positively secured by the customer to prevent unscrewing.

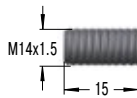
On request: Special oils and other special options. Alternative accessories. Material 1.4301/1.4305, AISI 304/303 (V2A) and 1.4404/1.4571, AISI 316L/316Ti (V4A).

End Fitting

Standard Dimensions

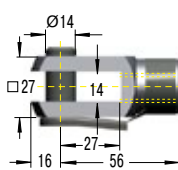
End Fitting

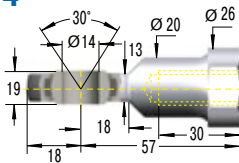
A14

Eye A14
max. force 10,000 N

B14


Performance and Dimensions

TYPES	Stroke A mm	Stroke B mm	L extended mm	Force Range max. N
GST-40-50-100	50	100	485	5,000
GST-40-50-150	50	150	585	5,000
GST-40-50-200	50	200	685	5,000
GST-40-70-250	70	250	825	5,000
GST-40-70-300	70	300	925	5,000
GST-40-70-350	70	350	1,025	5,000
GST-40-70-400	70	400	1,125	5,000

Stud Thread B14
D14

Clevis Fork D14
max. force 10,000 N

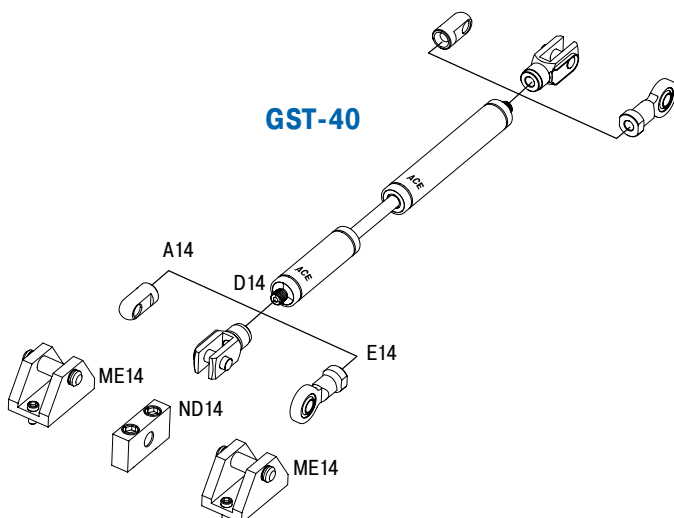
E14

Swivel Eye E14
max. force 10,000 N

Ordering Example

GST-40-50-150-AD-900N-2500N

Type (Tandem Gas Spring) _____ ↑ ↑ ↑ ↑ ↑ ↑ ↑ ↑ ↑ ↑
 Body Ø (40 mm) _____ ↑ ↑ ↑ ↑ ↑ ↑ ↑ ↑ ↑ ↑
 Stroke A (50 mm) _____ ↑ ↑ ↑ ↑ ↑ ↑ ↑ ↑ ↑ ↑
 Stroke B (150 mm) _____ ↑ ↑ ↑ ↑ ↑ ↑ ↑ ↑ ↑ ↑
 Body A End Fitting, A14 _____ ↑ ↑ ↑ ↑ ↑ ↑ ↑ ↑ ↑ ↑
 Body B End Fitting, D14 _____ ↑ ↑ ↑ ↑ ↑ ↑ ↑ ↑ ↑ ↑
 Nominal Force Body A, 900 N _____ ↑ ↑ ↑ ↑ ↑ ↑ ↑ ↑ ↑ ↑
 Nominal Force Body B, 2500 N _____ ↑ ↑ ↑ ↑ ↑ ↑ ↑ ↑ ↑ ↑

Mounting accessories see from page 200.



Technical Data

Force range: 300 N to 5,000 N

Progression: According to calculation relating to your application.

Operating temperature range: -20 °C to +80 °C

Material: Outer body, End fittings: Zinc plated steel; Piston rod: Steel with wear-resistant coating

Mounting: In any position. Please adopt the mounting points determined by ACE.

End position damping length: Application-specific end position damping and extension speed.

Positive stop: External positive stop at the end of stroke provided by the customer.

Note: These gas springs are tailored to the relevant application and are therefore not available ex stock.

End fittings: They are interchangeable and if necessary must be positively secured by the customer to prevent unscrewing.